



The smart, automated recruitment solution.

Zoho Recruit

- ✓ Simple. Guided. Foolproof.
- ✓ Talent hunt — one click away.
- ✓ No more lost resumes.
- ✓ Integrations that matter.
- ✓ Minimal time, maximum work.
- ✓ Data driven decisions.
- ✓ Easy assessments tools.
- ✓ Business process Blueprint.

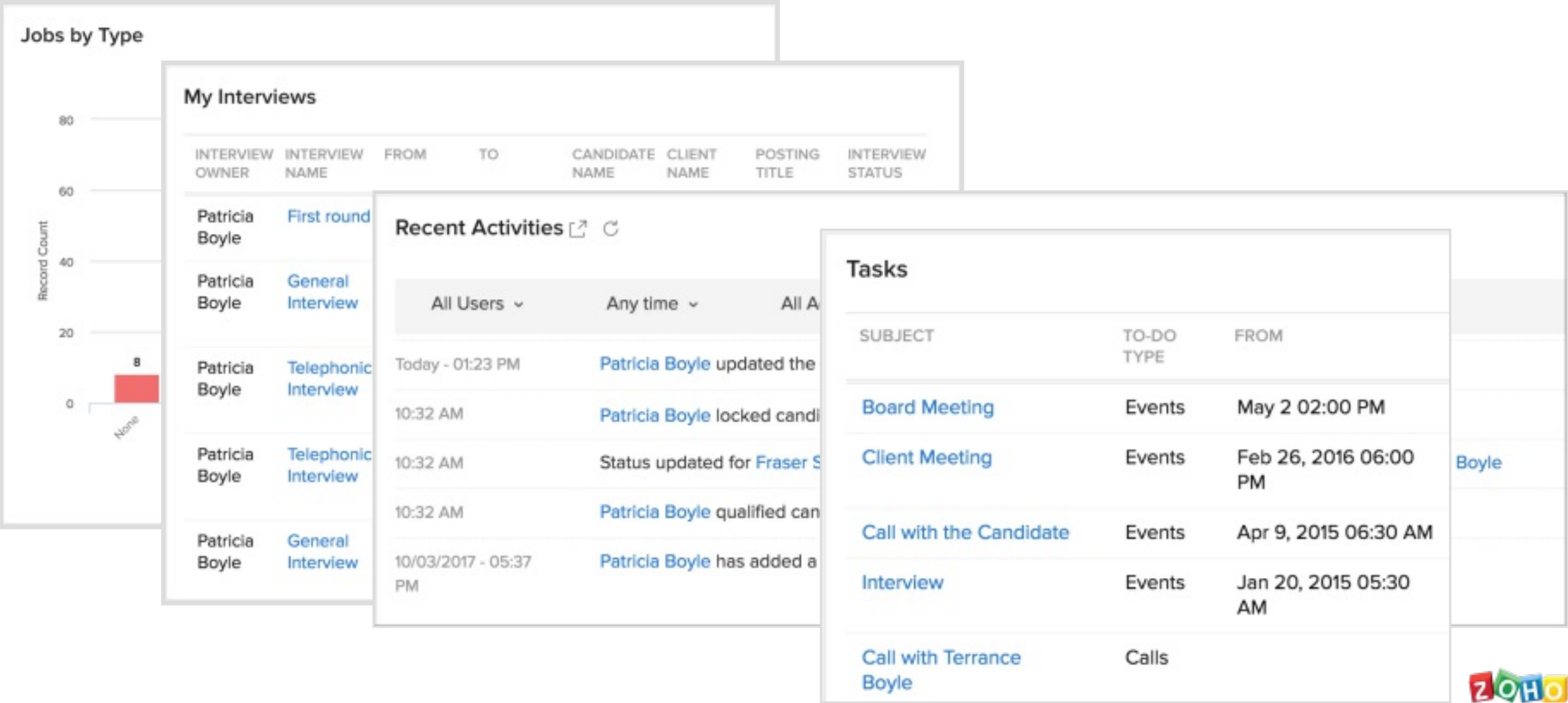
Presentation overview

1. Zoho Recruit
2. Solutions offered
3. A quick tour of the features
4. Zoho Recruit Mobile App
5. Pricing plans and subscriptions
6. Zoho Recruit customer base

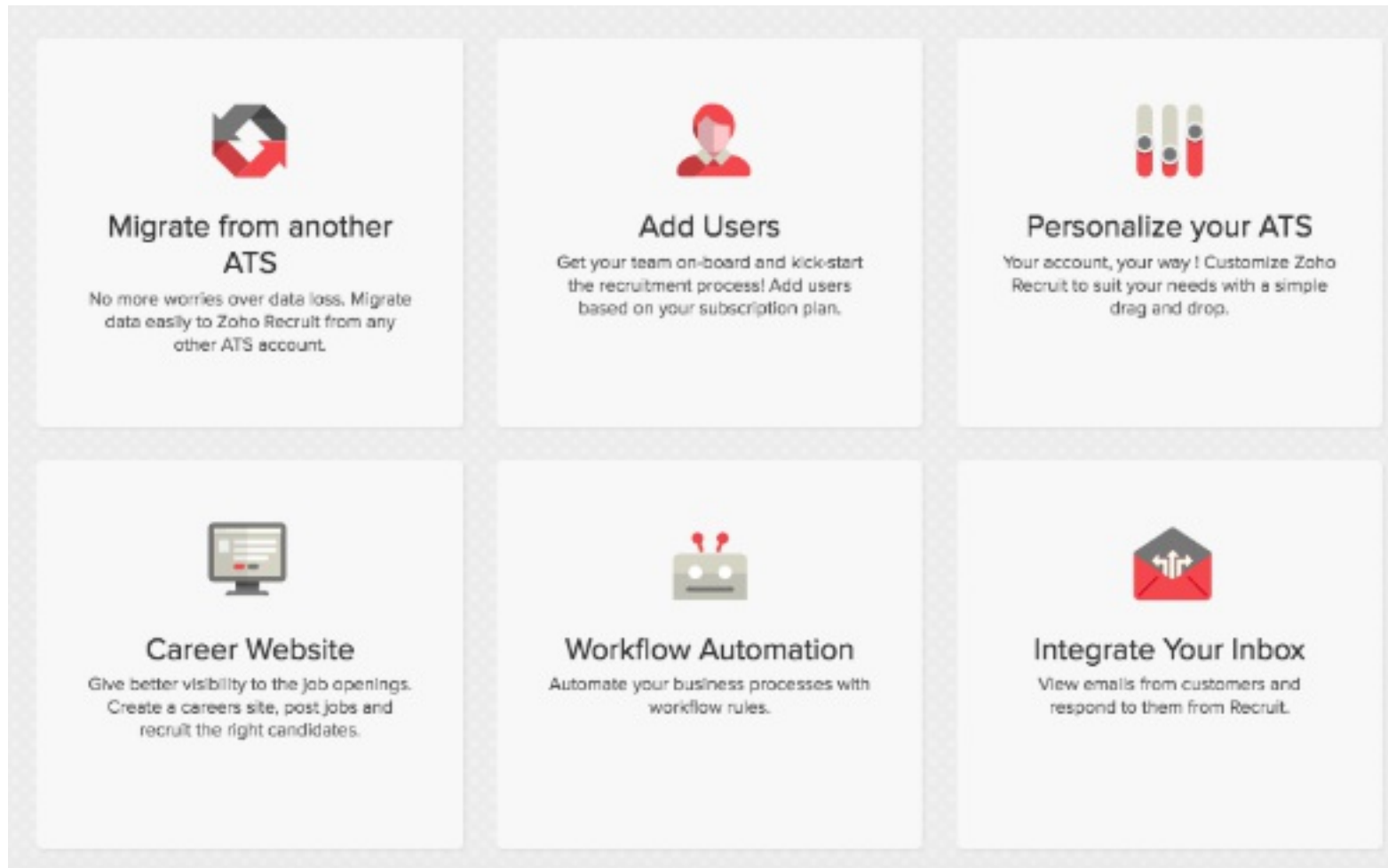
1. Zoho Recruit

- A powerful recruiting software and applicant tracking system that streamlines your hiring process.
- Now, source best talent faster, track resumes and interviews efficiently and never miss on a good hire.
- Customize every aspect of your workday and automate tasks like sending emails, updating interview status, and more.
- Get reports and analytics at your fingertips and plan better hiring strategies.

1.a. A Dashboard with everything you need in one place



1.b. Getting started with Zoho Recruit

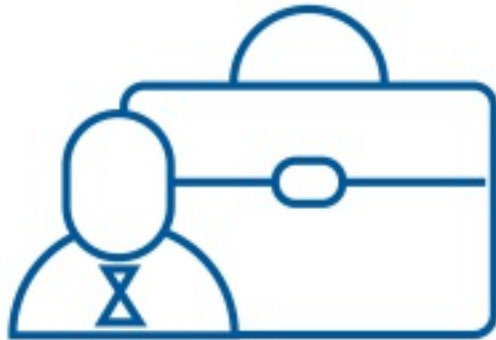


- Migrate from another ATS
- Personalize your ATS
- Get your team on board
- Enable access control to data
- Integrate your work email
- Create candidate database
- Maintain clients and contacts

2. We provide solutions for



Staffing Agencies



Corporate Recruiters



3. Features overview

- a. Publish to premium job boards
- b. Source quickly with source boosters
- c. Create your company's careers page
- d. Design pre screening assessments
- e. Parse resumes and set up Resume Inbox
- f. Google Chrome plug in for Zoho Recruit
- g. Get reports and advanced analytics
- h. Create and automate process flow with Blueprint
- i. Engage candidates better with Zoho Phonebridge
- j. Integrations that matter

3.a. Publish to premium job boards

- Cast a wider net to source the best talent.
- Zoho Recruit has integrated with 33 premium job boards across the globe.
- Some of them include Seek, Broadbean, Adzuna, Monster, Naukri, Career Builder, CV Library, Dice.
- Boost visibility for your job openings. Manage all of your posted job openings from one location.
- Just toggle the button next to the job board you desire to publish with. You're all set!

Setup

General

Users and Control

Customization

Resume Management

Career Website Integration

Job Boards Integration

Source Boosters

[Job Boards List](#)

Automation

Extensions & APIs

Data Administration

Job Boards



Adzuna aims to provide a smarter solution for recruiters across the globe by analysing powerful data about the job market and presenting recruiters the power to understand the industry.



ApplymyJOBS helps Recruiters post required positions and receive resumes automatically from job seekers who are looking for jobs based on required skill set.



Bayt is the #1 Job site in the Middle East and North Africa, offering a complete range of end-to-end employment solutions and career planning tools.



BroadBean Post jobs to your preferred channels and track the source. It sounds simple, because it is with BroadBean.



[Details](#)

CareerBuilder the largest online Job site in the U.S., but more than just a job board. It helps match the right talent with the right opportunity.



\$70

Careerjet Scanning over 58000 websites everyday, operating in over 90 countries and 28 different languages, CareerJet is a necessity for every recruiter.



CareerOne operates specially for Australia to widen the horizon of advertising and attracting the right candidate for a job.



[Details](#)

CV-Library is the UK's leading independent job site. Candidates are able to apply directly to over 145,000 live vacancies from across the UK, covering over 70 different sectors.



[Details](#)

Dice operates in and for the USA and Canada, fetching jobs for countless job-seekers. Roll with the best. Roll the Dice.



Dice UK (formerly The IT Job Board) operates in and for the UK and Germany, fetching jobs for countless job-seekers. Roll with the best.



Here is your Smart Chat (Ctrl+Space)

[Transition Guide](#)

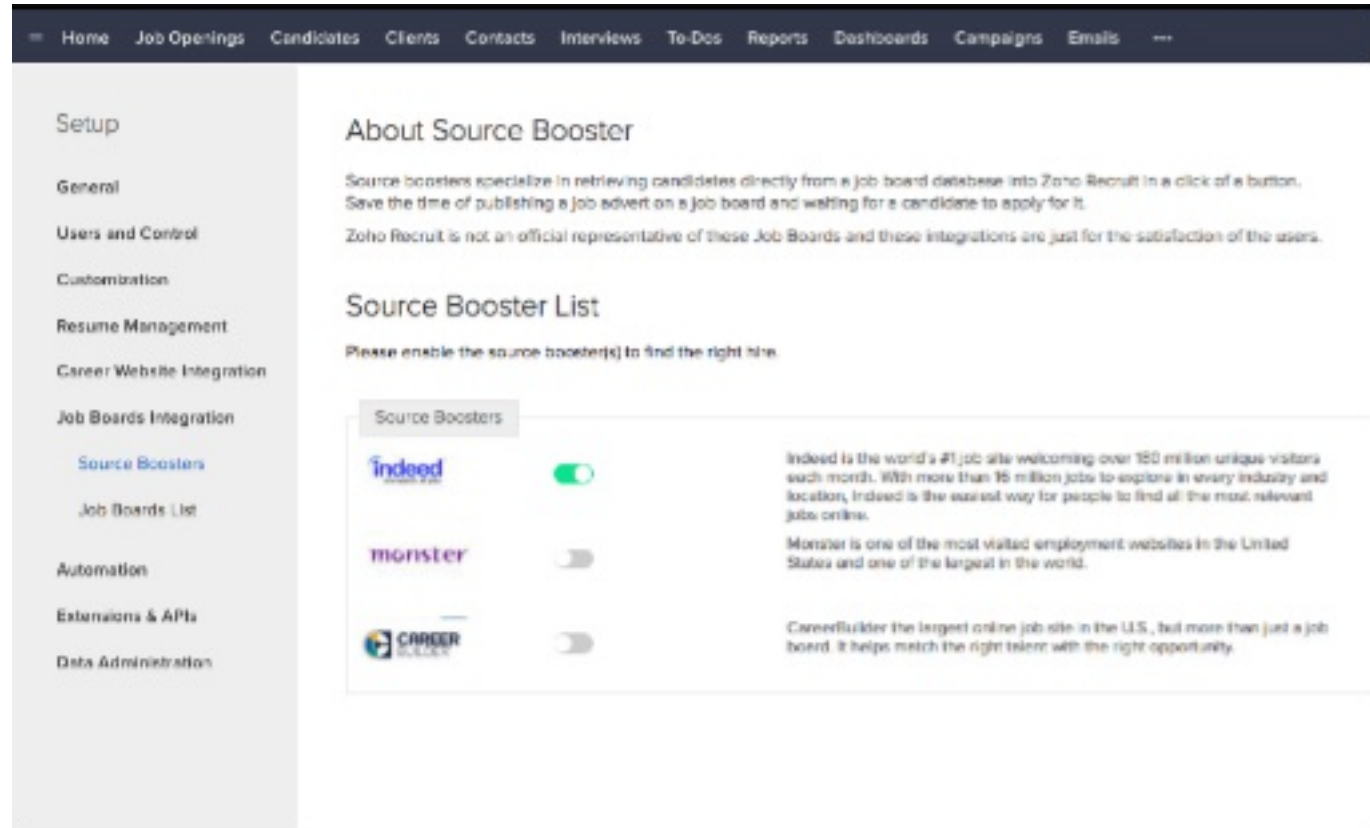


3.b. Source quickly with source boosters

- Search for talent pool right from within Recruit's interface.
- Zoho Recruit has integrated with Indeed, Monster and Career Builder.
- Recruiters can access their candidate database in just seconds.
- With this direct sourcing, save more time on talent hunting and hire better.
- Just toggle the button next to the job board and start your search.

The 4-step guide to use any source booster

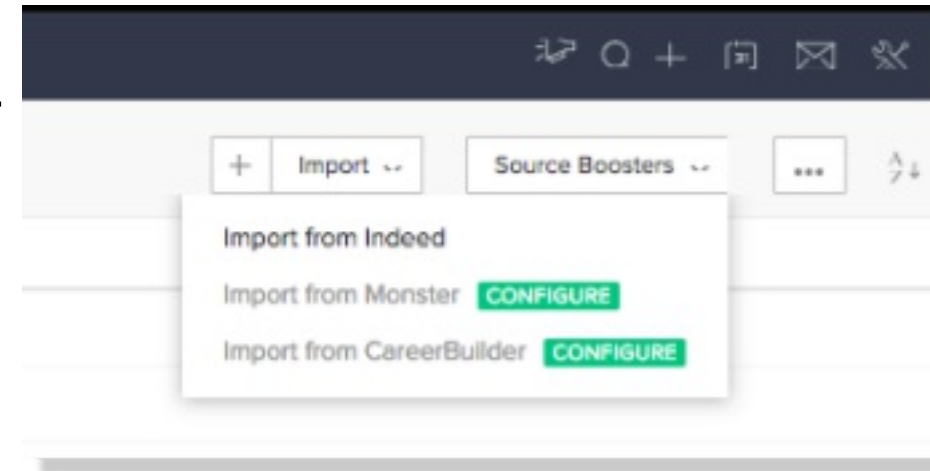
1.



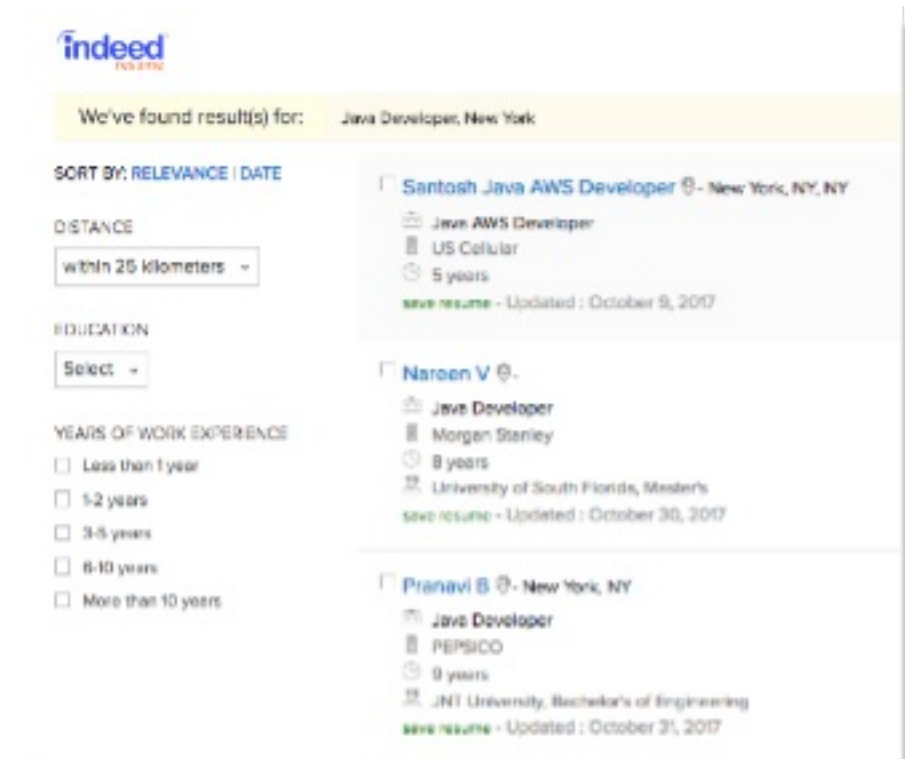
3.



2.



4.



3.c. Create your company's Careers page

- Customize and create a page that is in sync with your brand.
- Talk about your company's objectives and vision.
- List job openings along with their descriptions.
- Accept candidate applications for multiple job openings.
- Provide Candidate Log in to enable candidates to apply and update their profiles whenever needed.
- Embed the careers page onto your official company website.

Job Opportunities

Job Type	Posting Title	Date Opened	City	
Full time	Java Developer	10/24/2017	Chennai	Apply Now
Full time	Sales Manager	10/27/2017	Sydney	Apply Now
Full time	Technical Consultant	05/02/2016	Athens	Apply Now
Full time	Java Developer	07/04/2016	London	Apply Now
Full time	Sales Manager	06/27/2017	Mumbai	Apply Now
Full time	Sales Executive	10/30/2016	Sydney	Apply Now
Full time	Designer	07/12/2016	San Francisco	Apply Now
Full time	Technical Support	12/28/2015	New York	Apply Now

Contact us

Your Company Name

Door no, street name
City name
Country name
Pincode number

[email-](#)
[address@domain.com](#)
[www.domain-name.com](#)

3.d. Design pre screening assessments

- Assess candidates better to ensure the best probable match for a job.
- Create questionnaires to gather additional information.
- Add a questionnaire to a job or email it to the candidates directly after they apply.
- Zoho Recruit already has a set of default questions. However, you may create your own to be used across different verticals.
- Create qualifier questions and rate them on their answers.
- Remove any form of bias with the ratings received.

A sample questionnaire for hiring a Java Developer

Home

Job Openings

Candidates

Clients

Contacts

Interviews

To-Dos

Reports

Dashboards

Campaigns

Emails

Assessments

...

🔍

+

📄

✉

⌵

Info

Timeline

RELATED LIST

Notes

← Java Developer

...

<

>

Description

Questionnaire for Java Developer

No of Questions

20

Questions

+ New

+ Add Existing Questions

🔄 Rearrange

👁 Preview

* Do you have 2+ years experience developing enterprise web applications using JEE?

[Qualifier]

☐ Yes

☐ No

* Do you have experience working with any of the web server like Tomcat, JBoss etc ?

[Qualifier]

☐ Yes

☐ No

* Do you have experience working with Eclipse, Netbeans or any other IDE?

[Qualifier]

☐ Yes

☐ No

* Are you willing to relocate?

[Qualifier]

☐ Yes

☐ No

What is your highest level of education?

Why are you looking for a new job?

3.e. Parse resumes and set up Resume Inbox

- With Zoho Recruit's Resume Parser, save time on manual data entry. Parse resumes from multiple sources. Import data from xls,xlsx, .csv or other formats. Map Zoho Recruit fields while parsing them. This saves data automatically onto Recruit's candidate database.
- With the Resume Inbox feature, parse resumes from Zoho, Gmail and Outlook. Transfer candidate details directly to Zoho Recruit. Configure this feature for any resume received from a job opening on a job board.
- Use Formatted Resume feature to brand and customize resumes you send out to your clients. Bring in a sense of uniformity in your resumes.

Importing data using a spreadsheet inside Zoho Recruit

[Home](#) [Job Openings](#) **[Candidates](#)** [Interviews](#) [Clients](#) [Contacts](#) [Reports](#) [Dashboards](#) [Forecasts](#) [ToDo's](#) [Zoho Project](#) [...](#)

Add Candidate

[Import from document](#) [Extract Resumes](#) [New Candidate](#) [Paste the Resume](#) **[Import from spreadsheet](#)** [Import from Indeed](#) ^{New}

Import from spreadsheet

[Click here](#) To Browse file(s) to Import

☒ Import My Candidates

☐ Import My Organization Candidates

Supports only XLS, XLSX and CSV formats. Supports a maximum file size of 50 MB

☐ Enable Manual Candidate approval

Duplicate Records:

☐ Skip

☒ Overwrite

☐ Clone [?](#)

[Advanced Options](#)

[Next](#) [Cancel](#)

Configuring your resume inbox inside Zoho Recruit

Resume Inbox

Parse emails and attachments from your inbox and add candidates automatically.

[Help](#)

[Reports](#)

Notes

- Only 50,000 emails will be parsed per month.
- To view the emails which have failed to parse, click "Reports".
- By default, the candidate will be assigned to the recruiter who sent the email.
- To associate the candidate to a job opening, give the job opening ID or title in the subject of the email. [Learn More](#)
(Subject format should be as: "JOBID:ZR_2_JOB, JOBTITLE:Web Designer, SOURCE:Indeed")

Email Accounts

You can either use the default Resume Inbox or add and use your custom email accounts to parse mails.

[My Email Accounts](#)

[My Colleagues Email Accounts](#)

[+Add New](#)

EMAIL	PROCESS EMAIL	PARSE FOLDER	
0krs0v@resumes1.zohorecruit.com (Default)	Both	-	Edit
patriciab@zillum.com	Email Body	Notifications	Edit Remove Disable
patriciaboyiewelcome@gmail.com	Both	Sent	Edit Remove Disable

Duplicate Check

Overwrite or skip when duplicate candidates are found. Duplicate candidates will be checked based on their email id.

- ☐ Overwrite the existing candidate with new details
- ☒ Do not overwrite the existing candidate details.

The process of formatting a resume inside Zoho Recruit

The screenshot displays the Zoho Recruit interface, specifically the 'Formatted Resume Settings' page under the 'Resume Management' section. The top navigation bar includes links for Home, Job Openings, Candidates, Interviews, Clients, Contacts, Reports, Dashboards, Forecasts, ToDo's, Zoho Project, Social, and a menu icon. The left sidebar, titled 'Setup', lists various configuration areas: Personal Settings, Users & Permissions, Organization Settings, Territory Management, Customization, Resume Management (highlighted), Automation, Templates, Career Website Integration, Job Boards Integration, Apps & Add-ons, Developer Space, Data Administration, Subscription Manager, and Social Settings. The main content area is titled 'Formatted / Branded Resume' and includes a 'Help' link. It provides instructions on creating a resume with branding and removed candidate contacts. The settings are organized into sections: 'Save formatted resume as.' with radio buttons for doc (selected), docx, and pdf; 'Insert Logo' with a 'Browse' button and a '(File size Max 2MB)' note; 'Contact details to be removed from the Original Resume' with checkboxes for Candidate name, All Email (checked), All Addresses (checked), All References (checked), Photo (checked), and All phone numbers (checked); 'Select a resume format' with radio buttons for Original resume format with branding (selected), Create your own resume format, and Upload your Formatted/Branded resume template document; and 'Include Watermark'.

Home Job Openings Candidates Interviews Clients Contacts Reports Dashboards Forecasts ToDo's Zoho Project Social ...

Setup

Personal Settings

Users & Permissions

Organization Settings

Territory Management

Customization

Resume Management

Automation

Templates

Career Website Integration

Job Boards Integration

Apps & Add-ons

Developer Space

Data Administration

Subscription Manager

Social Settings

Resume Management

Resume Parser Mapping Formatted Resume Settings Resume Inbox

Formatted / Branded Resume [Help](#)

Helps you create a resume with your branding and candidate contacts removed.

Save formatted resume as.

☒ doc ☐ docx ☐ pdf

Insert Logo

[Browse](#) (File size Max 2MB)

Contact details to be removed from the Original Resume

☐ Candidate name ☒ All Email ☒ All Addresses ☒ All References ☒ Photo ☒ All phone numbers

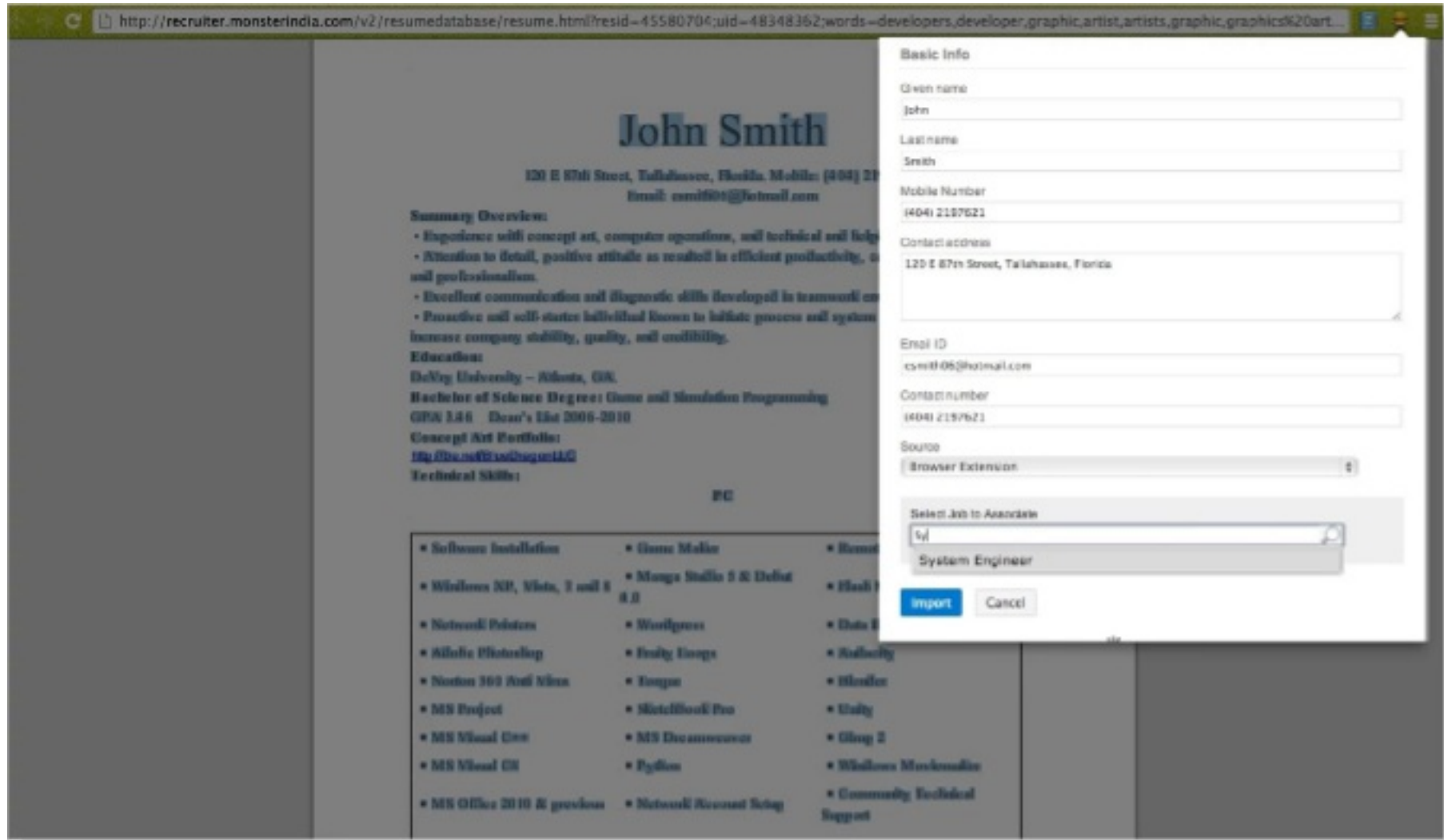
Select a resume format

☒ Original resume format with branding ☐ Create your own resume format ☐ Upload your Formatted/Branded resume template document

Include Watermark

3.f. Google Chrome Plug in for Zoho Recruit

With the Resume Extractor for Google Chrome capture any resume from the web and parse it into your recruit database. Highlight the information you want to import and click the plug-in icon.



3.g. Get reports and advanced analytics

Use Recruit's Advanced Analytics to get insights about candidate interview status, job opening status, employee performance, revenue and much more.

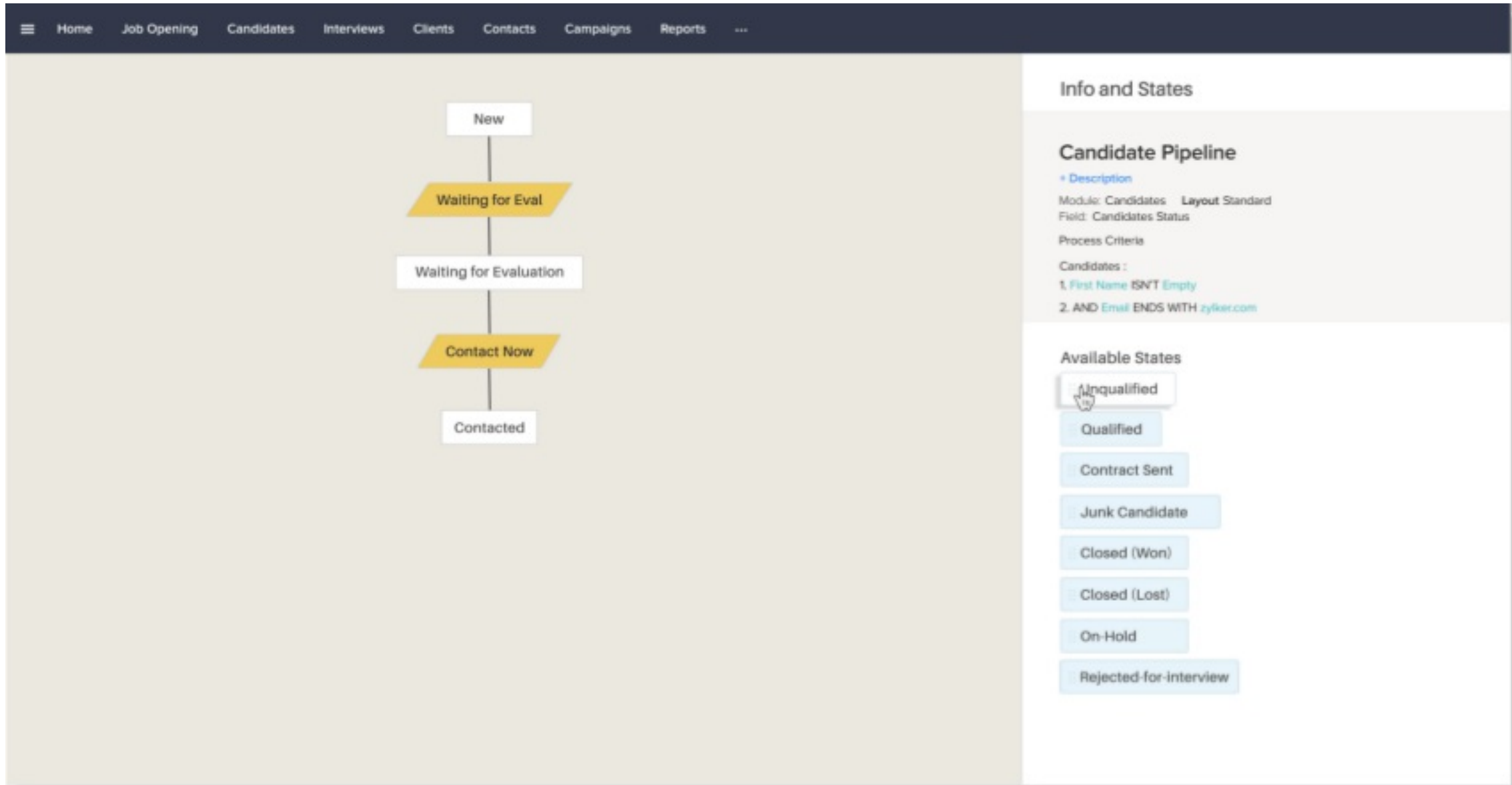
Job Openings in Progress by Candidate Status



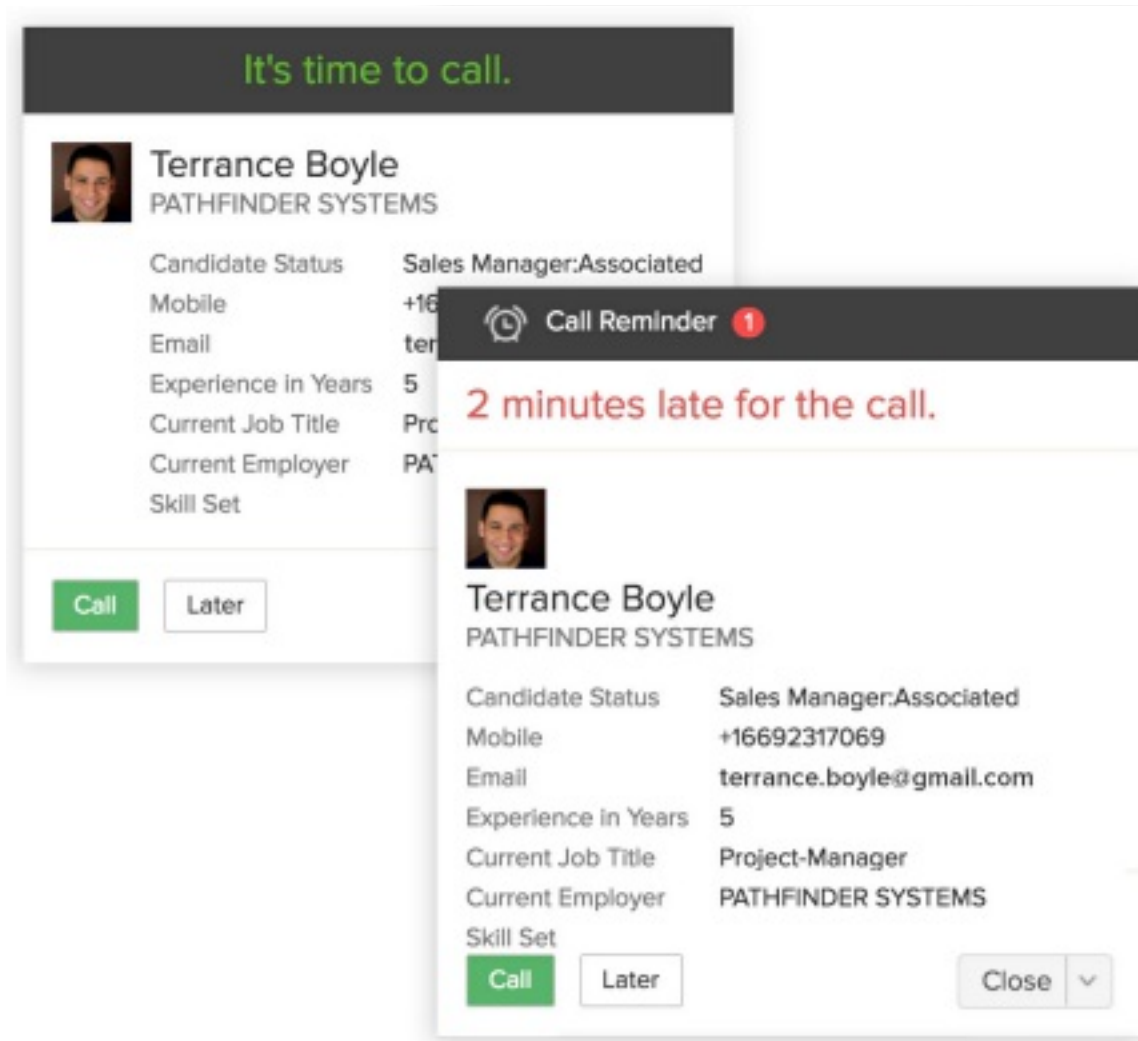
3.h. Create and automate process flow with Blueprint

- Keep your team on the same page with Blueprint.
- This process automation feature guides users with a sequential series of actions.
- Strategize your recruitment workflow, so that your hiring process is fool proof and uniform.
- Set conditions for your processes so that recruiting activities happen exactly the way you want them to.

A sample Blueprint process workflow



3.i. Engage candidates better with Zoho Phonebridge



- Integrations with Ringcentral and Twilio helps manage outbound and inbound calls.
- Get call reminders, make notes and share interview feedback.
- Integrations with MessageMedia, ScreenMagic, Clickatell and Twilio helps send bulk messages to keep candidates in the know.

3.j Integrations that matter

G-Suite

Google Mail

Google Calendar

Google Docs

Google Contacts

Zoho

Zoho CRM

Zoho Mail

Zoho People

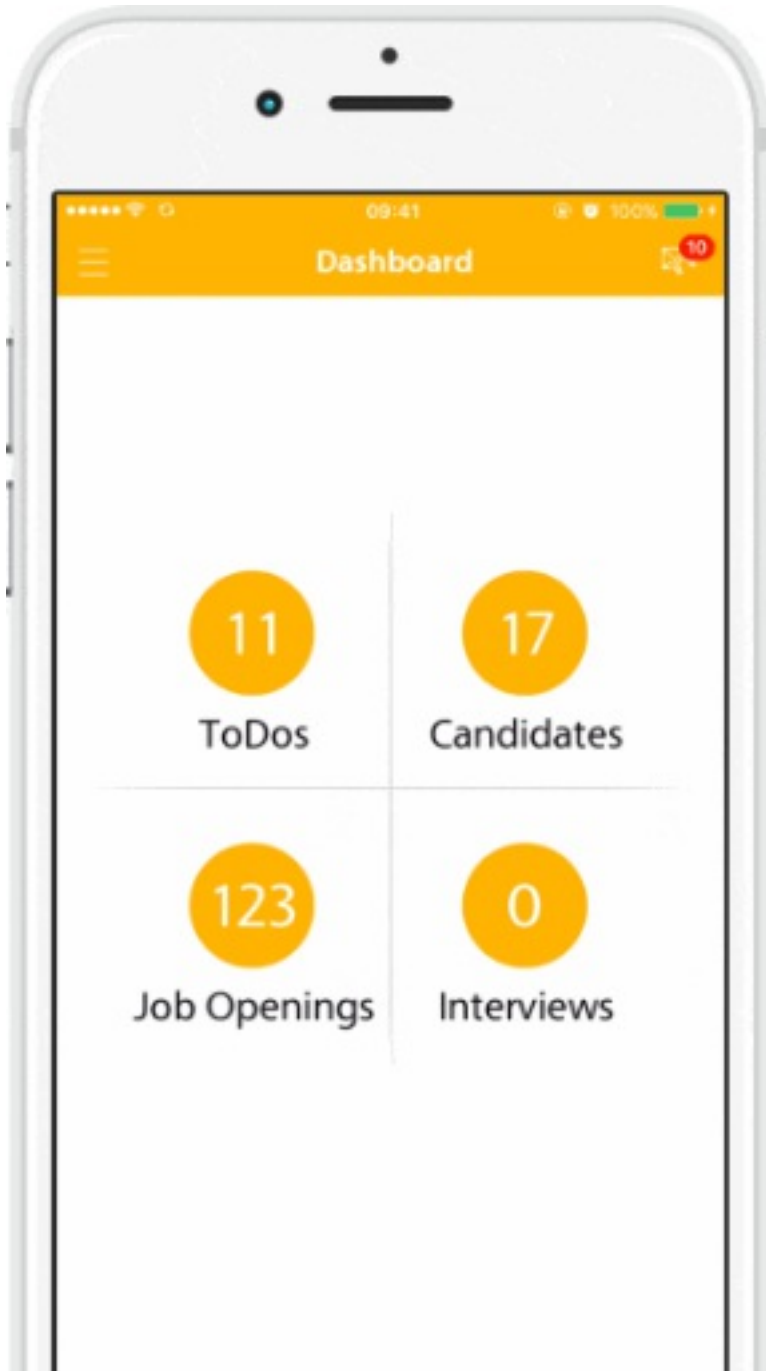
Zoho Writer

Zoho Reports

Zoho Cliq

Zapier

Over 700+
applications!



4. Zoho Recruit Mobile Application

- Schedule interviews
- Get instant status updates
- Get instant email notifications
- Track To-Dos, appointments, calendars and more
- Update candidate status
- Manage candidate records
- Clients and applicants are just a call or text

5. Zoho Recruit Pricing Plans

Free

\$0/user/
month

Standard

\$25/user
/month

Professional

\$50/user
/month

Enterprise

\$75/user
/month

6. Zoho Recruit Customer base

 **Sterlite Power**

 **COLUMBIA UNIVERSITY**
School of Professional Studies



MANNING  GLOBAL

URBAN  EATS™
café & bakery

change.org




DREAMWORKS

Thank you.